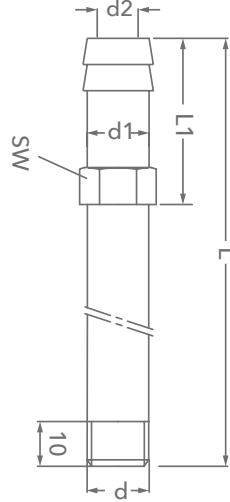


REKORLAR - SEPARATÖRLER

HORTUM GİRİŞLİ REKORLAR - SEPARATÖR

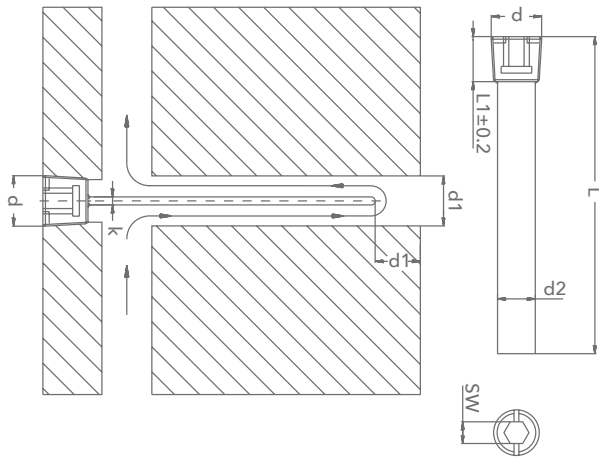


Valfsiz	d	d1	d2	L	L1	SW
Sip. No.						
SR ER 17	G 3/8"	12	7	40	28	17
SR ER 17-60	G 3/8"	12	7	60	28	17
SR ER 17-80	G 3/8"	12	7	80	28	17

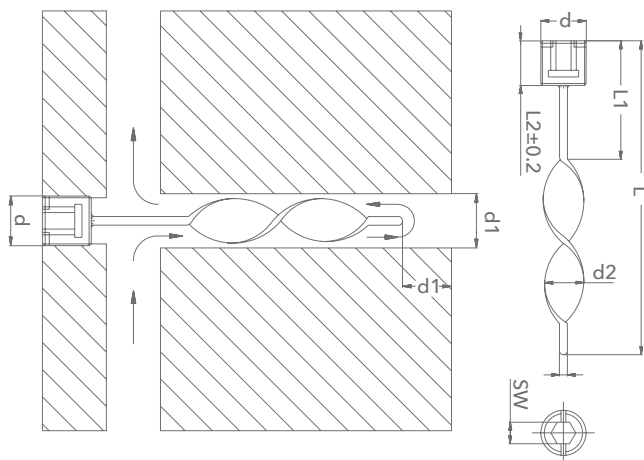
Valfsiz	d	d1	d2	L	L1	SW
Sip. No.						
SR ER 10	G 1/8"	12	7	40	28	13
SR ER 10-60	G 1/8"	12	7	60	28	13
SR ER 10-80	G 1/8"	12	7	80	28	13
SR ER 10-100	G 1/8"	12	7	100	28	13
SR ER 10-120	G 1/8"	12	7	120	28	13
SR ER 10-150	G 1/8"	12	7	150	28	13

Valfsiz	d	d1	d2	L	L1	SW
Sip. No.						
SR ER 13	G 1/4"	12	7	40	28	14
SR ER 13-60	G 1/4"	12	7	60	28	14
SR ER 13-80	G 1/4"	12	7	80	28	14
SR ER 13-100	G 1/4"	12	7	100	28	14
SR ER 13-120	G 1/4"	12	7	120	28	14
SR ER 13-150	G 1/4"	12	7	150	28	14

Valfsiz	d	d1	d2	L	L1	SW
Sip. No.						
SR ER 17-100	G 3/8"	12	7	100	28	17
SR ER 17-120	G 3/8"	12	7	120	28	17
SR ER 17-150	G 3/8"	12	7	150	28	17



Metrik	d	SW	d1	d2	L	L1	k
Sip. No.							
SEP M8.100	8x0.75	4	6	5.8	100	8	1.6
SEP M8.200	8x0.75	4	6	5.8	200	8	1.6
SEP M10.100	10x1.0	5	8	7.8	100	8	1.6
SEP M10.125	10x1.5	5	8	7.8	125	8	1.6
SEP M10.200	10x1.0	5	8	7.8	200	8	1.6
SEP M10.300	10x1.0	5	8	7.8	300	8	1.6
SEP M12.125	12x1.5	6	10	9.8	125	8	2.0
SEP M12.250	12x1.5	6	10	9.8	250	8	2.0
SEP M16.150	16x1.5	8	14	13.8	150	10	2.4
SEP M16.300	16x1.5	8	14	13.8	300	10	2.4
SEP M20.150	20x1.5	10	18	17.8	150	10	2.4
SEP M20.200	20x1.5	10	18	17.8	200	10	2.4
SEP M20.300	20x1.5	10	18	17.8	300	10	2.4
SEP M20.400	20x1.5	10	18	17.8	400	10	2.4
SEP M24.150	24x2.0	10	20	19.8	150	12	2.4
SEP M24.300	24x2.0	10	20	19.8	300	12	2.4



Metrik	d	SW	d1	d2	L	L1	L2	k
Sip. No.								
HSEP M8.100	8x0.75	4	6	5.8	100	50	8	1.6
HSEP M8.200	8x0.75	4	6	5.8	200	100	8	1.6
HSEP M8.300	8x0.75	4	6	5.8	300	150	8	1.6
HSEP M10.100	10x1.0	5	8	7.8	100	50	8	1.6
HSEP M10.100.1.5	10x1.5	5	8	7.8	100	50	8	1.6
HSEP M10.200	10x1.0	5	8	7.8	200	100	8	1.6
HSEP M10.300	10x1.0	5	8	7.8	300	150	8	1.6
HSEP M12.125	12x1.5	6	10	9.8	125	50	8	2.0
HSEP M12.250	12x1.5	6	10	9.8	250	100	8	2.0
HSEP M16.150	16x1.5	8	14	13.8	150	50	10	2.4
HSEP M16.300	16x1.5	8	14	13.8	300	100	10	2.4
HSEP M20.150	20x1.5	10	18	17.8	150	50	10	2.4
HSEP M20.200	20x1.5	10	18	17.8	200	100	10	2.4
HSEP M20.300	20x1.5	10	18	17.8	300	50	10	2.4
HSEP M20.400	20x1.5	10	18	17.8	400	100	10	2.4
HSEP M24.150	24x2.0	10	20	19.8	150	50	12	2.4
HSEP M24.300	24x2.0	10	20	19.8	300	100	12	2.4