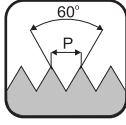
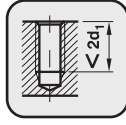
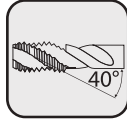
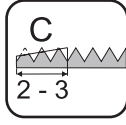


M

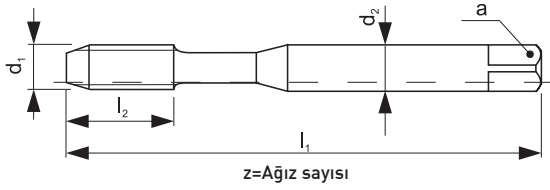


HSSE

DIN 371

ISO 2
6H

SOL



HSSE

SOL MAKİNA KILAVUZU DIN 371C 40 DERECE HELİS

HSSE

N-371LHC

FİYAT EUR

d ₁	P	l ₁	l ₂	d ₂	a	z	MATKAP ÇAPİ Ø mm	FİYAT EUR
M3	0,5	56	5	3,5	2,7	3	2,5	
M4	0,7	63	7	4,5	3,4	3	3,3	
M5	0,8	70	8	6	4,9	3	4,2	
M6	1	80	10	6	4,9	3	5	
M8	1,25	90	13	8	6,2	3	6,8	
M10	1,5	100	15	10	8	3	8,5	

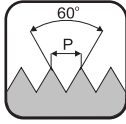
HSSE → Süper yüksek hız çeliği

KULLANIM ALANI

ANA KULLANIM

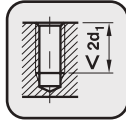
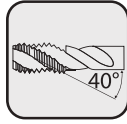
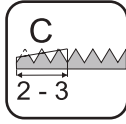
- Kolay işlenir çelikler (max. 800N/mm²)
- Yalın Dökme demir (max. 800N/mm²)
- Yapısal çelikler (max. 500N/mm²)

M

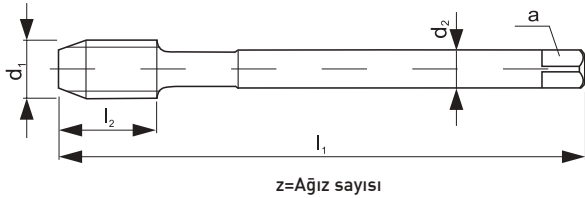


HSSE

DIN 376

ISO 2
6H

SOL



HSSE

SOL MAKİNA KILAVUZU DIN 376C 40 DERECE HELİS

HSSE

N-376LHC

FİYAT EUR

d ₁	P	l ₁	l ₂	d ₂	a	z	MATKAP ÇAPİ Ø mm	FİYAT EUR
M12	1,75	110	18	9	7	3	10,2	
M14	2	110	20	11	9	3	12	
M16	2	110	20	12	9	3	14	
M18	2,5	125	25	14	11	3	15,5	
M20	2,5	140	25	16	12	3	17,5	
M22	2,5	140	25	18	14,5	4	19,5	
M24	3	160	30	18	14,5	4	21	
M27	3	160	30	20	16	4	24	
M30	3,5	180	35	22	18	4	26,5	

HSSE → Süper yüksek hız çeliği

KULLANIM ALANI

ANA KULLANIM

- Kolay işlenir çelikler (max. 800N/mm²)
- Yalın Dökme demir (max. 800N/mm²)
- Yapısal çelikler (max. 500N/mm²)