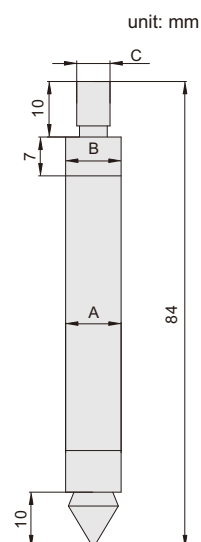
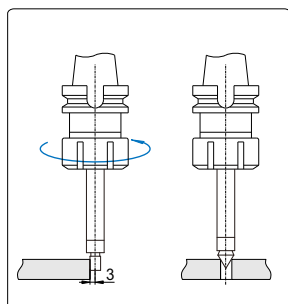


690

NON-MAGNETIC EDGE FINDER (DOUBLE HEAD)



- ◆ Non-magnetic
- ◆ TIN coating, hardness HV2300, extremely wear resistance
- ◆ Suitable for machine speed 400~600rpm
- ◆ Find edge or hole center



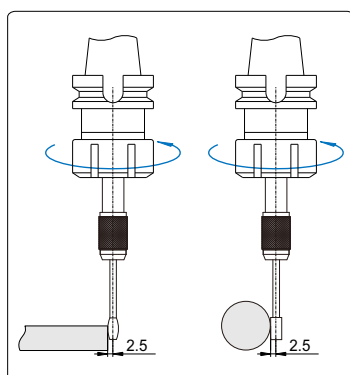
Code	Shank(A)	Contact point(B)	Contact point(C)	Accuracy
690-010-01	Ø10mm	Ø10mm	Ø6mm	5µm

SERIES 688

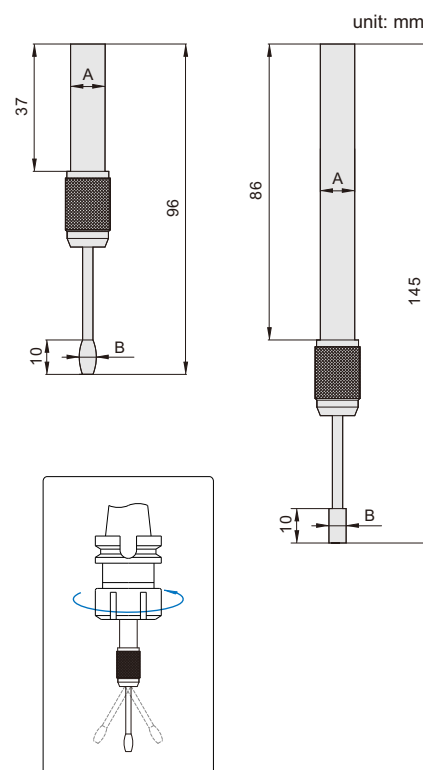
EDGE FINDER (WITH ROTARY HEAD)



- ◆ Non-magnetic
- ◆ TIN coating, hardness HV2300, extremely wear resistance
- ◆ Suitable for machine speed 500~2000rpm



688-010-01



Code	Shank(A)	Contact point(B)	Accuracy	Application
688-010-01	Ø10mm	Ø5mm	5µm	flat surface
688-010-12	Ø10mm	Ø5mm	5µm	arc surface