Blade Micrometers

Series 122

This Blade Micrometer is designed to help you measure hard-to-reach features. It offers the following benefits:

- Blade-shaped anvil and spindle for measuring the groove diameter of shafts.
- Non-rotating spindle.



122-101-10



122-105-10

Specifications

Measuring face	Hardened steel or carbide-tipped
Measuring spindle	ø6,35 mm, spindle pitch 0,5 mm
Scale	Thimble and sleeve satin chrome finish ø18 mm
Delivered	Including box, setting standard (from 25 mm upward), key

Metric

No.	Range [mm]	Graduation	Max. Permissible Error E MPE	Variation in length V MPE	Anvil / Spindle
122-101-10	0–25	0,01 mm	±3 µm	3 µm	Type A, hardened steel t=0,75 mm
122-111-10	0–25	0,01 mm	±3 µm	3 µm	Type B, hardened steel t=0,4 mm
122-161-10	0–25	0,01 mm	±3 µm	3 µm	Type C, carbide t=0,75 mm
122-141-10	0–25	0,01 mm	±3 µm	3 µm	Type D, carbide t=0,4 mm
122-102-10	25–50	0,01 mm	±3 µm	3 µm	Type A, hardened steel t=0,75 mm
122-112-10	25–50	0,01 mm	±3 µm	3 µm	Type B, hardened steel t=0,4 mm
122-162-10	25–50	0,01 mm	±3 µm	3 µm	Type C, carbide t=0,75 mm
122-142-10	25–50	0,01 mm	±3 µm	3 µm	Type D, carbide t=0,4 mm
122-103-10	50–75	0,01 mm	±3 µm	3 µm	Type A, hardened steel t=0,75 mm
122-104-10	75–100	0,01 mm	±4 µm	4 µm	Type A, hardened steel t=0,75 mm
122-105-10	100–125	0,01 mm	±4 µm	4 µm	Type A, hardened steel t=0,75 mm
122-106-10	125–150	0,01 mm	±4 µm	4 µm	Type A, hardened steel t=0,75 mm
122-107-10	150–175	0,01 mm	±5 µm	5 µm	Type A, hardened steel t=0,75 mm
122-108-10	175–200	0,01 mm	±5 µm	5 µm	Type A, hardened steel t=0,75 mm
122-109-10	200–225	0,01 mm	±5 µm	5 µm	Type A, hardened steel t=0,75 mm
122-110-10	225–250	0,01 mm	±6 µm	6 µm	Type A, hardened steel t=0,75 mm
122-115-10	250–275	0,01 mm	±6 µm	6 µm	Type A, hardened steel t=0,75 mm
122-116-10	275–300	0,01 mm	±6 µm	6 µm	Type A, hardened steel t=0,75 mm

No.	Measuring force [N]	L [mm]	a [mm]	b [mm]	c [mm]	Mass [g]
122-101-10	3-8	0	7,8	32	15	260
122-111-10	3-8	0	7,8	32	14,7	260
122-161-10	3-8	0	7,8	32	14,7	275
122-141-10	3-8	0	7,8	32	14,7	275
122-102-10	3-8	25	12,2	49	14,5	300
122-112-10	3-8	25	12,2	49	14,5	300
122-162-10	3-8	25	12,2	49	14,5	315
122-142-10	3-8	25	12,2	49	14,5	315
122-103-10	3-8	50	14,6	60	14,5	360
122-104-10	3-8	75	16,7	79	17,5	525
122-105-10	3-8	100	18,8	94	17,9	670
122-106-10	3-8	125	19,1	106	18,3	775
122-107-10	3-8	150	18,2	118	18,5	950
122-108-10	3-8	175	16,8	130	18,9	1140
122-109-10	3-8	200	18	143	17,7	1300
122-110-10	3-8	225	18	156	18,7	1450
122-115-10	3-8	250	18	169	18,7	1600
122-116-10	3-8	275	18	181	18,7	2020

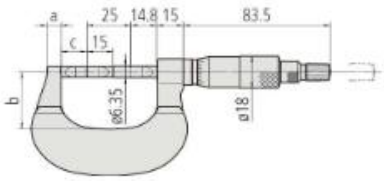

Models up to 25 mm measuring range

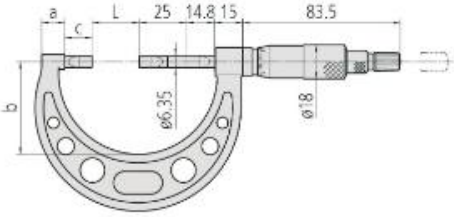

Models over 25 mm measuring range

mm

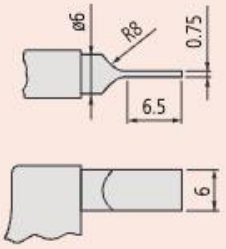

Type A (hardened steel)

mm

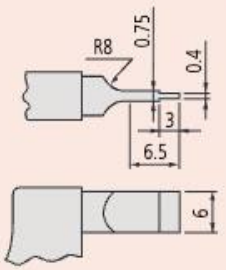

Type B (hardened steel)

mm

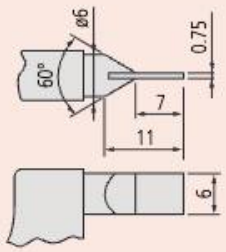

Type C (carbide-tipped)

mm

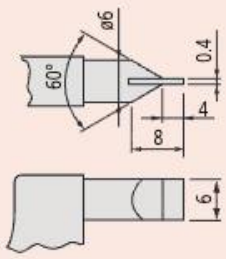

Type D (carbide-tipped)

All products to be sold to commercial customers.
Product illustrations are without obligation. Product descriptions, in particular any and all technical specifications, are only binding when explicitly agreed upon.