NON-ROTATING SPINDLE

NON-ROTATING SPINDLE UNIVERSAL MICROMETERS



3280-25A

- Meet DIN863-3
- Graduation 0.01mm
- Non-rotating spindle
- Ratchet stop
- Supplied with 7 pairs of anvil/spindle tip
- Setting standards are included (except 0-25mm)
- Optional accessory: 55° anvil/spindle tip (code **3280-SP1** and **3280-SP2**)

Unit: mm

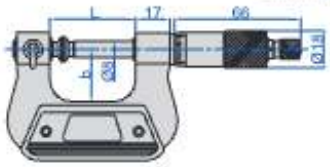

Code	Range	Accuracy	L	b
3280-25A	0-25mm	4μm	42mm	26mm
3280-50A	25-50mm	4μm	67mm	38mm
3280-75A	50-75mm	5μm	92mm	50mm
3280-100A	75-100mm	5μm	118mm	62mm
3280-125A	100-125mm	6μm	143mm	70mm
3280-150A	125-150mm	6μm	168mm	82mm
3280-175A	150-175mm	7μm	192mm	95mm
3280-200A	175-200mm	7μm	217mm	107mm

Anvil/spindle tip (included) Unit: mm

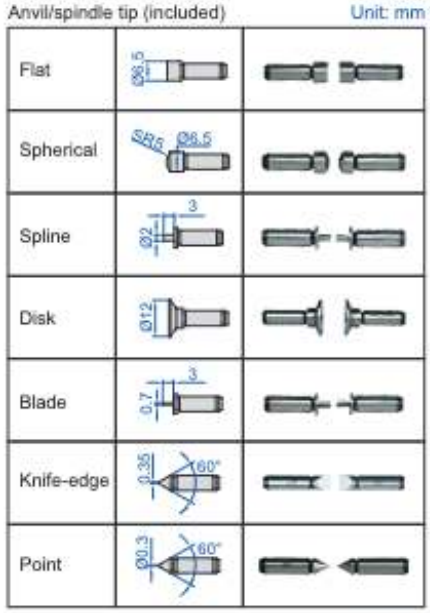

55° anvil/spindle tip (**optional**) Unit: mm

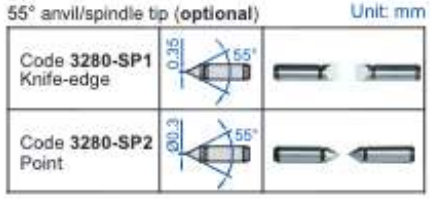

6

NON-ROTATING SPINDLE

DATA OUTPUT

DIGITAL UNIVERSAL MICROMETERS



3580-25A

- Resolution 0.001mm/0.00005"
- Non-rotating spindle
- Button function: on/off, set, mm/inch, data transmit
- Data output
- Automatic power off
- Ratchet stop
- Supplied with 7 pairs of anvil/spindle tip
- Setting standards are included (except 0-25mm/0-1")
- Power:
  with data interface: CR2032
  built-in wireless: rechargeable lithium battery
- Optional accessory: 55° anvil/spindle tip code **3280-SP1** and **3280-SP2**

Unit: mm

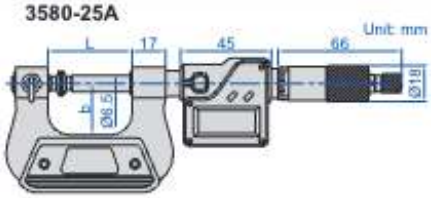

Built-in wireless (receiver code 7315-2/3/6/7/8/9 is needed)

Code
3580-□□□□WL

Code examples:

Original code	Wireless code
3580-25A	3580-25AWL
3580-50A	3580-50AWL

With data interface (optional wireless transmitter code 7315-31, receiver is needed page 8) (mm)

Code	Range	Accuracy	L	b
3580-25A	0-25mm/0-1"	±4μm	42	26
3580-50A	25-50mm/1-2"	±4μm	67	38
3580-75A	50-75mm/2-3"	±5μm	92	50
3580-100A	75-100mm/3-4"	±5μm	118	62
3580-125A	100-125mm/4-5"	±6μm	143	70
3580-150A	125-150mm/5-6"	±6μm	168	82
3580-175A	150-175mm/6-7"	±7μm	192	95
3580-200A	175-200mm/7-8"	±7μm	217	107

Anvil/spindle tip (included) Unit: mm

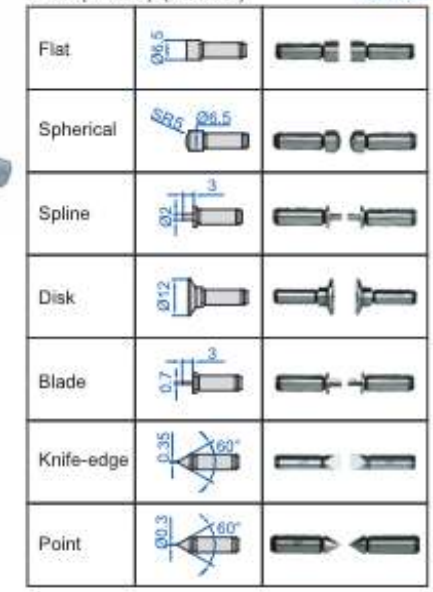

55° anvil/spindle tip (**optional**) Unit: mm

